

## OUR BIGGEST IDEAS IN OUR SMALLEST SLEEP DIAGNOSTIC DEVICE

**Touch screen display**  
Allows PC independent set-up & signal quality check at the patients bedside

**Intelligent Connect™**  
Automatic sensor recognition - making montages a thing of the past

**Small compact design**  
Same footprint as a credit card allowing unparalleled comfort. ONLY 64 g!  
Ideal for pediatric applications

**Cuffless beat-to-beat blood pressure measurement**  
A new era in measuring blood pressure in a sleep laboratory - without disturbing sleep

**Modular & upgradable**  
With 11 internal channels and an additional 4 channels per AUX connector - its even upgradable to a full PSG

**Low running costs**  
Re-usable sensors and minimal disposables. Built-in Li-Ion rechargeable battery

55 mm

84 mm

ACTUAL SIZE

The **SOMNOtouch™ RESP** combines the comfort, function and power of much larger sleep diagnostic devices but in a small perfectly formed size. At only 64 g and 84 mm x 55 mm - it is one of the lightest, most modular & powerful polygraphy devices on the market today.



**Colour Touch Screen**

- ◆ Start the data recording on the device
- ◆ “Intelligent” identify attached sensors
- ◆ Signal check on the screen
- ◆ Zoom to a selectable time base
- ◆ Easy to use interface

**Versatility – In a compact design**

- ◆ Basic respiratory screening
- ◆ CPAP/BiPAP/SV/ASV titration
- ◆ Upgradable to full AASM PSG with video
- ◆ Minimal costs per measurement
- ◆ Configurable for many reimbursement systems



**Mobile Check**

Save time and money by getting a screenshot of the recording for a signal check to your PC, Tablet or Smartfon – ideal for ambulatory applications to ensure the study is running smoothly.

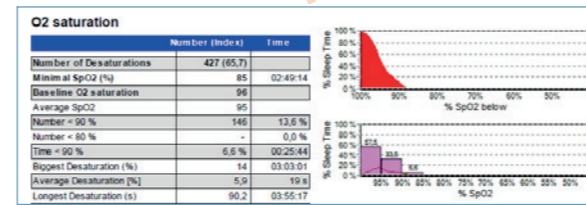
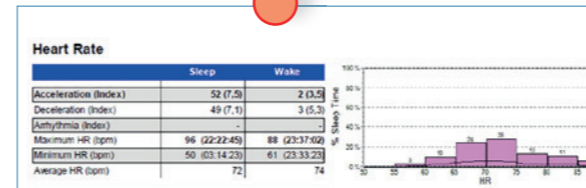
**A small example from the available sleep reports**

**Respiratory Analysis**

Number (Index)	Apnoea (Index)	hypopnoea (Index)	Sleep
Obstructive 144 (22.1)	-	-	351 (53.7)
Mixed 96 (14.7)	-	-	83 (12.7)
Central 111 (17.0)	-	-	66.0
Under A. 351 (53.7)	-	-	29
Total Apn. 83 (12.7)	-	-	89
A-HI 434 (66.5)	-	-	25.2
Limitations -	-	-	23.7
ROI 434 (66.5)	-	-	-

Position	Supine	not Supine	Left	Right	Prone	Upright
Sleep Time Fraction (%)	100.0	-	-	-	-	-
Total Events (index)	434 (66.5)	-	-	-	-	-
Obst. Apnoea (index)	144 (22.1)	-	-	-	-	-
Central Apnoea (index)	111 (17.0)	-	-	-	-	-



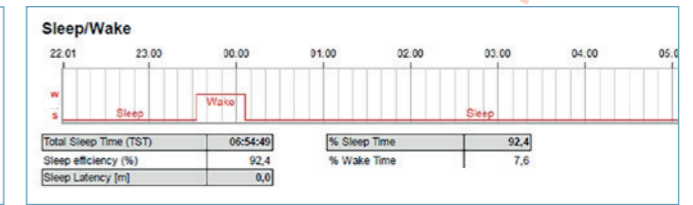
**Domino Sleep Diagnostic Software Platform**

Not only does it pack all the standard sleep related functions but a staggering array of features and benefits that will suit even the most discerning sleep laboratory.

Visit [www.somnomedics.eu](http://www.somnomedics.eu) or ask for our dedicated DOMINO brochure for more information.

**Snore Analysis**

	All	Prone	Supine	Left	Right	Upright
Snore (index)	89 (13.3)	-	81 (12.3)	-	-	8 (80.0)
Absolute Snore (min)	0.9	-	0.8	-	-	0.1
Snore Episodes (min)	0.7	-	0.6	-	-	0.1
Snore Epls. (% Sleep Time)	0.2	-	-	-	-	-



Sleep lab



Patients home

Video camera

**Overview**



**Intelligent Connect™**

- ◆ Automatic sensor recognition - no montages required
- ◆ Save time with freely selectable channels
- ◆ Clear icons to easily identify functions

**Docking Station & Software**

- ◆ 60 min fast charge for an 8 h PG recording (approx.)
- ◆ Quick data transfer (Approx. 60 s for a full night PG study)
- ◆ PC interface – graphical based control
- ◆ Powerful DOMINO light software platform
- ◆ Manual, semi-auto and automatic scoring available



**Technical Specifications**

**Data collection**

Data transfer via USB, 12 Bit signal resolution. Individually adjustable sample rate from 4 Hz to 512 Hz

**Data storage**

Internal data storage, 512 MB capacity. Charging and data transfer via docking station

**Size and weight**

83 x 55 mm, 64 g (incl. battery)



**Display**

High resolution, colour touch display (320 x 240) pixels

**Power supply**

Li-Ion battery (rechargeable), up to 18 hours recording duration (in PG config.)

**Analysis software**

DOMINO light

SOMNOtouch™ RESP - PG Configuration

Respiratory

Flow and snore can be recorded with an optional disposable nasal-oral cannula - together with flow linearization in DOMINO light software, allows high sensitivity and specificity in detecting respiratory events - without a thermistor.

Sleep staging

Use the built-in body position and activity sensor or add the simplified sleep staging sensor to quantify sleep staging. An AASM headbox is also available.

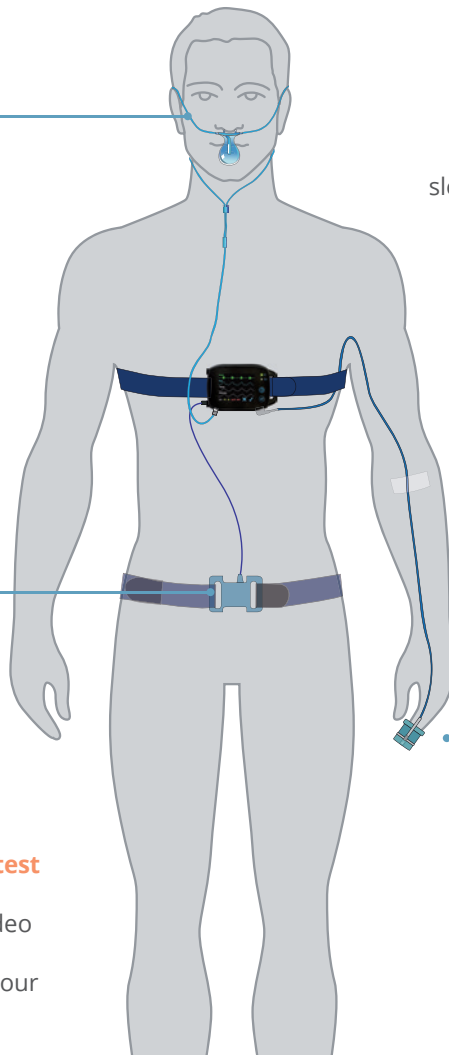
Combi-sensors available

Upgrade your sleep screener to a full PSG by adding PLMs and ECG sensors.



Add video to your home sleep test

A full range of both offline, or in the PSG configuration, online video options available. More information is available in our SOMNOtouch™ PSG brochure.



Arousals

Arousal scoring based on the ability to pick up the reaction of the autonomous nerve system to awakenings in the plethysmogram.

SOMNOtouch™ RESP Signal and Sensor Options

INTEGRATED	OPTIONAL SENSORS*				
Body position	<b>SLEEP STAGING OPTIONS</b>				
Movement	AASM Headbox - 10 EXG (6 x EEG/EOG, 1 x EMG/ECG)		Simplified Sleep Staging (Light, 1 x EEG, 2 x EOG)		
SpO <sub>2</sub>	<b>SLEEP LAB SENSOR OPTIONS</b>				
Pulse rate	RIP belts	Second effort belt	Pneumotachograph	2 x PLM sensor	Bruxism
Plethysmogram	Sidestream CO <sub>2</sub>	Transcutaneous CO <sub>2</sub>	3 channel ECG	1 channel ECG	IC-EMG
Thorax	<b>COMBI SENSORS (sensors connected in combination)</b>				
Pressure flow	Effort + 1 x PLM	Effort + 2 x PLM	Effort + 2 x PLM + 1 x ECG	RIP + Thermistor	IC-EMG + 1 x ECG
Snoring via pressure sensor	<b>ONLINE (IN-LAB) OPTIONS</b>				
CPAP pressure	Bedside signal check	Wireless transfer to PC	Pan-Tilt-Zoom Camera (IR)	Intercom	
Patient marker	Infrared Camera	HD video (IR)			
Intelligent power management	<b>EXCLUSIVE TO SOMNOmedics</b>				
	Cuffless beat-to-beat blood pressure measurement		Home Sleep Cam (offline video at home)		
	<b>SPECIAL OPTIONS</b>				
	Pediatric sensors	CPAP integration	Connect external devices		

\* Not all sensors and options are available in all countries. Please check with your local dealer for further information.